

# Program Implementation Assessment 2008 Annual Report



Congratulations on your demonstrated commitment to serving humanity in 2008. This report presents data provided by all chapters reporting activities and service using the Program Implementation Assessment (PIA) found on our National Programs website between February 2008 and December 2008. 21% of chapters reporting activities in 2008. Sigma Beta activities are reflected for Alumni chapters reporting Sigma Beta Clubs.

Below is the percent breakdown of reported Program areas:

- Social Action = 62.4%
- Education =28.2%
- Bigger and Better Business =9.4%

Estimated National Community Reach: 11, 500 persons

Estimated National Scholarship and Education Funds Distributed: \$642, 400

# Sigma Wellness

Phi Beta Sigma Fraternity Inc.'s  
Program Brand  
of  
Service to Humanity

- National Visibility
- Program Consistency
- Reporting & Accountability



Key Service Principles

## Bigger & Better Business

Financial Wellness workshops featuring investment, tax and real estate planning

Chapter investment clubs

“Buy-Black” Support Black Business Month

Better Fundraising seminar

## Education

Resume writing and college application fair /HBCU Tour

Buy school supplies / donate computers to local elementary and middle schools and community center

Using technology fair (websites, computer basics, cell phones)

Being better managers in Fraternity /better managers in workplace

## Social Action

March for Babies / volunteer local chapter

Relay for Life

Adopt a Street / Sickle Cell/ Blood Drive

Real Men Cook /Father Days Celebrations / Golf Outings for fundraisers

## Bigger & Better Business

Improve and protect your credit

How to start a small business (SBA)  
workshops

PBS Credit Union drive-encourage  
Brothers and families to open  
accounts

Black business directory

## Education

Fathers for Education / Local school  
council volunteer / letter to school  
board

Principal / Teacher for a day / youth  
counseling tutoring

Young Men's leadership breakfast  
/Sigma Beta monthly breakfast

Financing college / Freshman  
orientation –college expectations  
participation

Scholarship dispersal /collected  
books for Brother studying in South  
Africa

## Social Action

Sigma Beta March of Dimes / collect  
dimes / participate in March

Living Well Brother-to-Brother /  
Weight Loss Challenge

Code Blue Response / Letter to  
State or Federal representative

Sigma Vote / Voter Registration  
Drive

Sigma Church / Faith Day

### Bigger & Better Business

Protect your credit workshop held in conjunction with local organization

Learning to save and invest in college /PBS Credit Union

Black business directory /"Buy -Black"

Smart Business-how to start a small business

Investment club /how to read-watch the stock market

### Education

School supplies drive

Tutoring

Study groups / Brothers finishing college seminar /time management workshops

School clean-up / paint classroom/ school yard-park clean-up

### Social Action

March for Babies

Relay for Life

Sleep out for Homeless / feed homeless

Food drives /re-stock food bank shelves / deliver baskets

### Social Action

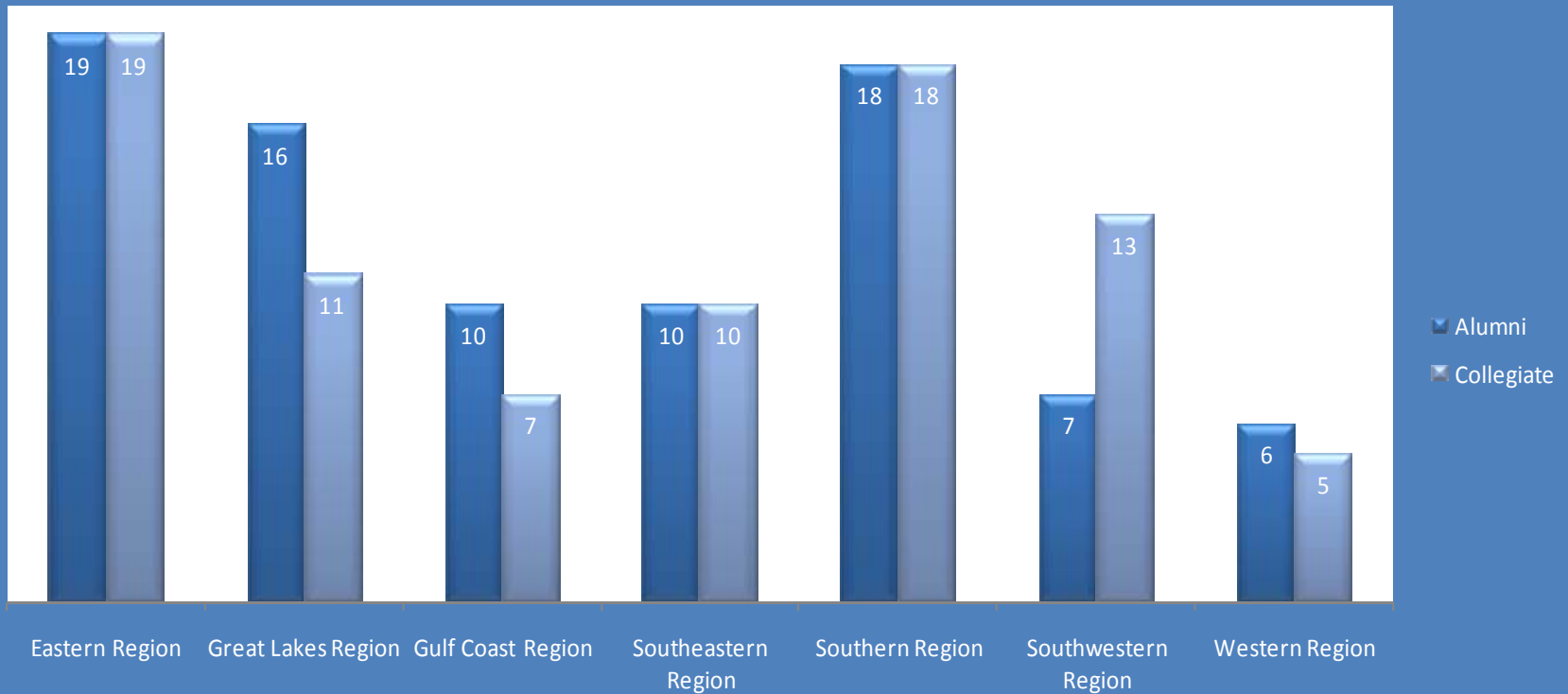
Living Well Brother-to-Brother (HIV/STDs; Fitness)

Holiday Toy Drive / Gift Giving

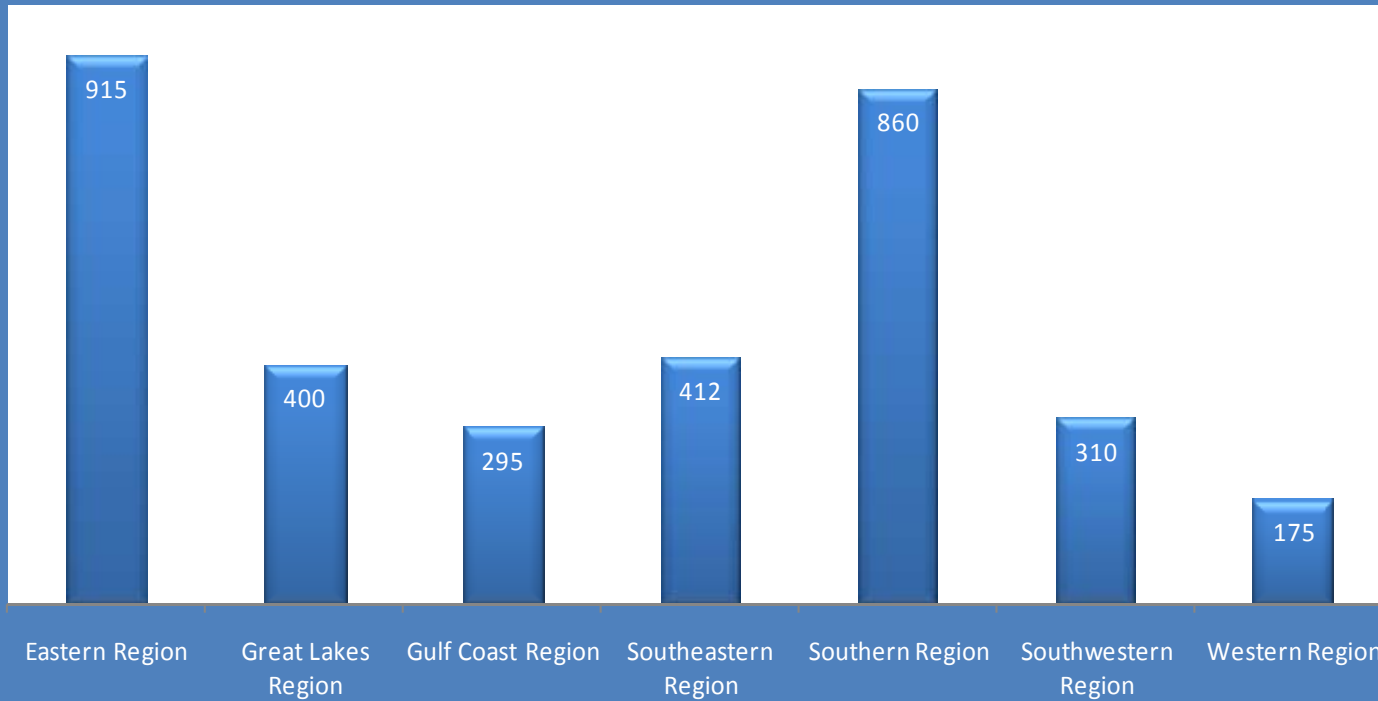
Sigma Church /Faith Day

Car wash / bake sale

### Number of Chapters Reporting By Region



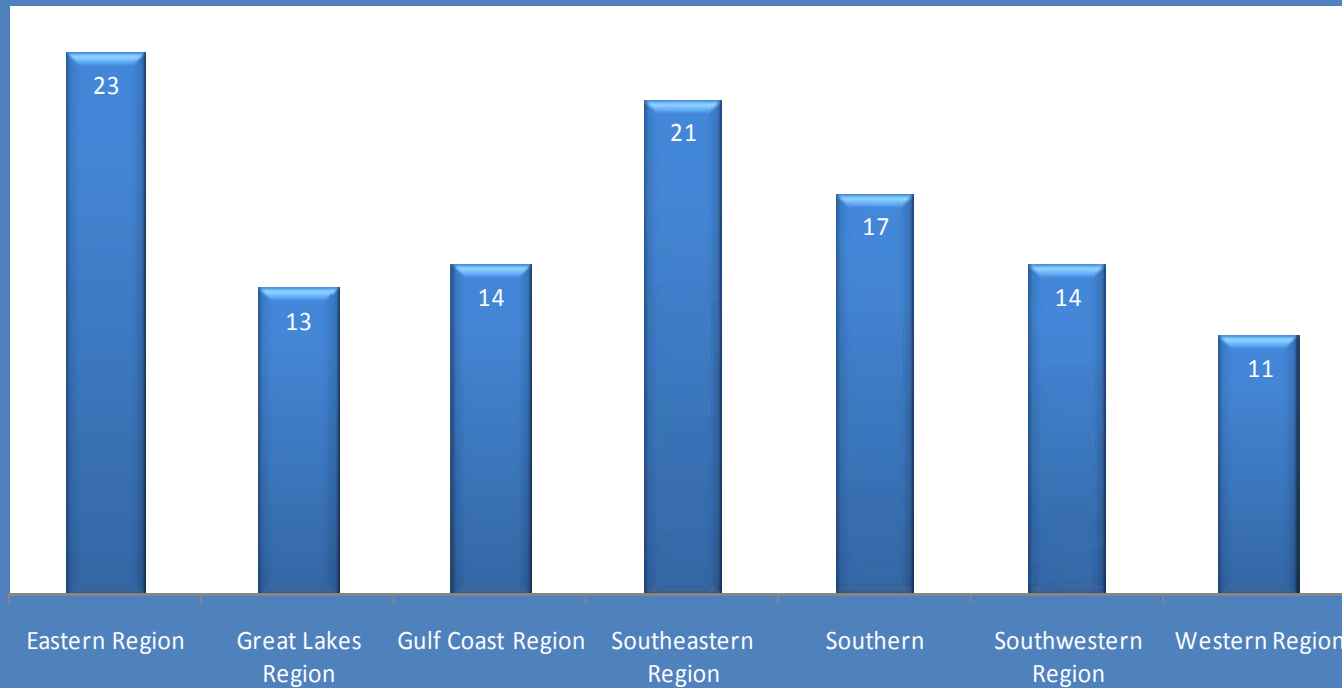
### Total Services Hours per Chapters Reporting By Region



**Total service hours reported = 3,367**



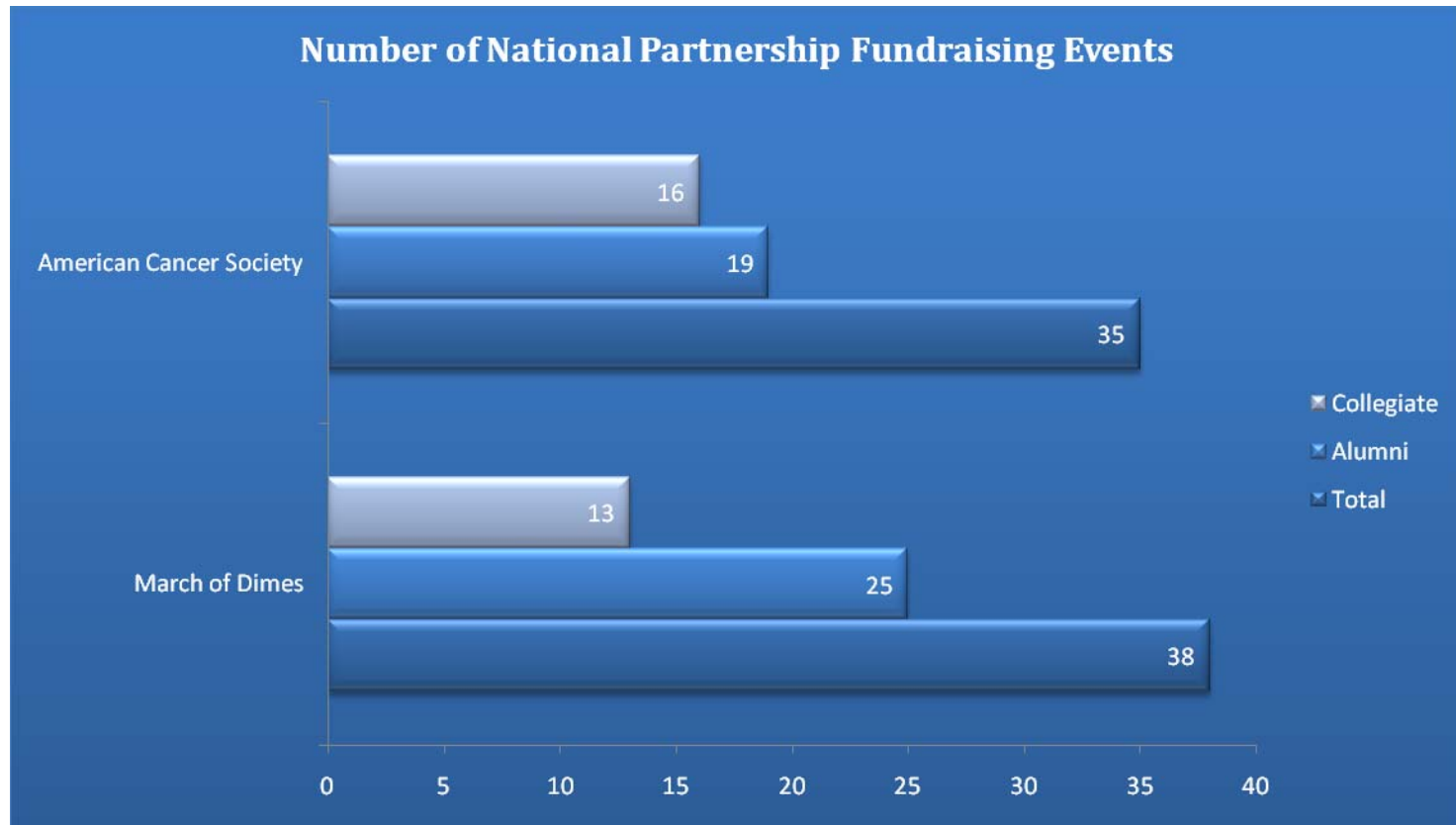
### Average Services Hours per Chapters Reporting By Region



Note: Average services hours were calculated by multiplying total projects reported by region by average hours reported (which was 4.0) and divided by total number of chapters reporting.

Program Area of Focus By Region

Total*	Region (Select One)							
	Eastern Region	Great Lakes Region	Gulf Coast Region	Southern Region	Southeastern Region	Southwestern Region	Western Region	
714	216	86	58	149	103	72	30	
<b>Bigger and Better Business</b>	85	26	13	5	11	7	4	
11.9%								
<b>Education</b>	196	72	27	11	46	25	4	
27.5%								
<b>Social Action</b>	433	118	46	42	92	54	22	
60.6%								



### Number of National Partnership Fundraising Events By Region

	Region						
	Eastern Region	Great Lakes Region	Gulf Coast Region	Southern Region	Southeastern Region	Southwestern Region	Western Region
Total							
March of Dimes	38	13	5	7	4	3	4
American Cancer Society	35	10	8	1	7	2	2

### Sigma Wellness Health Modules Implemented



Program Implementation Assessment  
2008 Annual Report

|Φ|B|Σ|

Scholarship & Education Chapter Funds Dispersed By Region

	Status			Region						
	Collegiate	Alumni		Eastern Region	Great Lakes Region	Gulf Coast Region	Southern Region	Southeastern Region	Southwestern Region	Western Region
Less than \$1000	127	92	35	35	10	15	22	31	8	6
\$1000-\$1500	48	9	39	7	3	3	25	4	5	1
\$1500-\$2500	30	11	19	9	7	1	10	2	1	0
\$2500-\$3500	89	2	87	58	3	3	10	14	1	0
\$3500-\$5000	19	2	17	4	9	1	0	4	1	0
More than \$5000	47	1	46	1	5	1	1	30	8	1

## ALUMNI CHAPTERS REPORTING | HIGHLIGHTS

### Eastern Region

Σ Alpha Alpha Eta Sigma	Σ Iota Sigma	Σ Theta Omicron Sigma
Σ Alpha Sigma	Σ Lambda Delta Sigma	Σ Theta Tau Sigma
Σ Beta Psi Sigma	Σ Lambda Lambda Sigma	Σ Zeta Delta Sigma
Σ Delta Gamma Sigma	Σ Mu Iota Sigma	Σ Zeta Kappa Sigma
Σ Delta Iota Sigma	Σ Nu Sigma	Σ Zeta Rho Sigma
Σ Delta Pi Sigma	Σ Nu Sigma Sigma	Σ Zeta Sigma
Σ Epsilon Sigma		

•Social Action = 52%

•Education =31%

•Bigger and Better Business =17%

## Great Lakes Region

Σ Alpha Alpha Beta Sigma

Σ Gamma Alpha Sigma

Σ Upsilon Sigma

Σ Delta Theta Sigma

Σ Iota Nu Sigma

Σ Xi Sigma

Σ Epsilon Beta Sigma

Σ Iota Phi Sigma

Σ Zeta Gamma Sigma

Σ Epsilon Lambda Sigma

Σ Kappa Mu Sigma

Σ Zeta Nu Sigma

Σ Epsilon Mu Sigma

Σ Nu Alpha Sigma

Σ Eta Alpha Sigma

Σ Nu Pi Sigma

•Social Action = 44%

•Education =41%

•Bigger and Better Business =15%

## Gulf Coast Region

Σ Alpha Beta Sigma

Σ Delta Chi Sigma

Σ Theta Mu Sigma

Σ Alpha Theta Sigma

Σ Theta Delta Sigma

Σ Theta Theta Sigma

Σ Alpha Sigma Sigma

Σ Epsilon Kappa Sigma

Σ Alpha Xi Sigma

Σ Theta Beta Sigma

•Social Action = 73%

•Education = 18%

•Bigger and Better Business = 9%

## Southeastern Region

Σ Beta Chi Sigma

Σ Eta Sigma

Σ Zeta Beta Sigma

Σ Beta Rho Sigma

Σ Gamma Upsilon Sigma

Σ Zeta Delta Sigma

Σ Delta Sigma

Σ Nu Beta Sigma

Σ Zeta Theta Sigma

Σ Xi Alpha Sigma

•Social Action = 45%

•Education =28%

•Bigger and Better Business =26%

## Southern Region

Σ Alpha Phi Sigma

Σ Eta Lambda

Σ Lambda Sigma

Σ Alpha Iota Sigma

Σ Gamma Epsilon Sigma

Σ Mu Sigma

Σ Beta Pi Sigma

Σ Gamma Eta Sigma

Σ Phi Beta Sigma Sigma

Σ Beta Zeta Sigma

Σ Gamma Pi Sigma

Σ Rho Sigma

Σ Delta Upsilon Sigma

Σ Kappa Alpha Sigma

Σ Theta Rho Sigma

Σ Epsilon Gamma Sigma

Σ Kappa Zeta Sigma

Σ Xi Chi Sigma

•Social Action = 64%

•Education =30%

•Bigger and Better Business =6%

## Southwestern Region

Σ Delta Beta Sigma

Σ Kappa Nu Sigma

Σ Lambda Alpha Sigma

Σ Eta Beta Sigma

Σ Kappa Sigma

Σ Tau Iota Sigma

Σ Eta Beta Sigma

•Social Action = 73%

•Education =18%

•Bigger and Better Business =9%

## Western Region

Σ Alpha Epsilon Sigma

Σ Epsilon Epsilon Sigma

Σ Lambda Iota Sigma

Σ Delta Delta Sigma

Σ Iota Alpha Sigma

Σ Phi Beta Sigma

•Social Action = 54%

•Education =23%

•Bigger and Better Business =23%

## COLLEGIATE CHAPTERS REPORTING | HIGHLIGHTS

### Eastern Region

Σ Alpha

Σ Alpha Alpha Alpha

Σ Alpha Alpha Tau

Σ Beta Alpha

Σ Beta Beta Nu

Σ Beta Beta Psi

Σ Beta Iota

Σ Delta Zeta

Σ Epsilon Kappa

Σ Gamma Alpha Alpha

Σ Gamma Beta Alpha

Σ Gamma Upsilon

Σ Lambda Lambda

Σ Mu Pi

Σ Mu Zeta

Σ Omicron Iota

Σ Rho Tau

Σ Rho XI

Σ Xi Theta

•Social Action = 58%

•Education =37%

•Bigger and Better Business =5%

## Great Lakes Region

Σ Alpha Epsilon Alpha

Σ Epsilon Beta Sigma

Σ Iota Delta

Σ Beta Beta Xi

Σ Epsilon Chi

Σ Iota Nu

Σ Delta Omicron

Σ Iota Alpha

Σ Mu Theta

Σ Iota Chi

Σ Omicron Xi

•Social Action = 76%

•Education =8%

•Bigger and Better Business =16%

## Gulf Coast Region

Σ Delta Theta

Σ Theta Pi

Σ Zeta Zeta Chapter

Σ Iota Tau

Σ Xi Eta Chapter

Σ Omicron Nu

Σ Zeta Beta Chapter

•Social Action = 71%

•Education =21%

•Bigger and Better Business =8%

## Southeastern Region

Σ Delta Alpha

Σ Nu Chi

Σ Upsilon

Σ Eta Alpha

Σ Nu Iota

Σ Xi Mu

Σ Gamma Alpha Alpha

Σ Omicron

Σ Zeta Gamma

Σ Omicron Lambda

•Social Action = 74%

•Education =19%

•Bigger and Better Business =7%

## Southern Region

Σ Alpha Beta Theta

Σ Alpha Iota Sigma

Σ Chi Chapter

Σ Alpha Beta

Σ Alpha Zeta

Σ Delta Phi

Σ Alpha Beta Iota

Σ Beta Beta Phi

Σ Epsilon Beta

Σ Alpha Eta Chapter

Σ Beta Kappa

Σ Gamma Chi

Σ Beta Psi

Σ Kappa Zeta

Σ Beta Rho

Σ Rho Alpha

Σ Beta Upsilon

Σ Zeta Nu

•Social Action = 57%

•Education =33%

•Bigger and Better Business =10%

## Southwestern Region

Σ Alpha Beta Delta

Σ Lambda Alpha

Σ Zeta Omicron

Σ Beta Beta Rho

Σ Lambda Pi

Σ Beta Epsilon

Σ Theta Alpha

Σ Beta Theta

Σ Xi Delta

Σ Delta Nu

Σ Xi Iota

Σ Gamma Eta

Σ Zeta Alpha

•Social Action = 57%

•Education =33%

•Bigger and Better Business =10%

## Western Region

Σ Alpha Epsilon Sigma

Σ Lambda Iota Chapter

Σ Omicron Eta

Σ Alpha Upsilon

Σ Mu Lambda

•Social Action = 88%

•Education =6%

•Bigger and Better Business =6%